



















CHURCH POINT FERRY SERVICE - TIMETABLE


<<<< as at 19th March 2008 >>>>

Direct Phones to Ferry Master: 0408-296-997 (Mobile on Ferry), 9999-3492 (Church Point Wharf Office)

Monday to Friday (normal work days)										
Depart Church Point	Bell (drop)	Carols	Eastern	Tennis Court	Halls (Y.H.A.)	Lovett Bay	Elvina Bay	Bell (pickup)	Newport	Arrive Church Point
								6:20		6:25
6:30	6:40						6:35	6:40		6:45
6:55	7:20			7:10	7:05		7:15	7:20		7:25
7:30	8:05			7:50	7:45	7:35	8:00	8:05		8:10
		8:00							7:55	8:10
8:15	8:40			8:35	8:30	8:20		8:40		8:45
8:25	8:40	8:55	8:50	8:45	[SCHOOL TERM]		8:30		9:05	
		9:20					[SCHOOL TERM]			9:25
8:55	9:00			9:05	9:10	9:15	9:20	9:25		9:30
9:35	9:40	9:41	9:43	9:45	9:50	9:55	10:00	10:10		10:15
10:30	10:35	10:36	10:38	10:40	10:45	10:50	10:55	11:05		11:10
11:30	11:35	11:36	11:38	11:40	11:45	11:50	11:55	12:05		12:10
12:30	12:35	12:36	12:38	12:40	12:45	12:50	12:55	1:05		1:10
1:30	1:35	1:36	1:38	1:40	1:45	1:50	1:55	2:05		2:10
2:20	2:25		[MAIL RUN]	2:30	2:35	2:40	2:45	2:55		3:00
3:20	3:25	3:26	3:28	3:30	3:35	3:40	3:45	3:50	[SCHOOL HOL]	3:55
3:20	3:50		[SCHOOL TERM]	3:35	3:40	3:45	3:25	3:50		3:55
3:20	3:25	3:30	3:35		[SCHOOL TERM]		4:20	4:15	3:45	4:25
		4:00	4:05	4:10						
4:10	 4:12			 4:15	 4:20	 4:22				4:45
4:45	4:50	 4:51	 4:52	4:55	5:00	5:05		5:10		5:15
5:00	5:05	 5:05					 5:05	5:05		5:20
5:30		 5:35	 5:37	5:40	5:45	5:50		5:55		6:00
5:30	5:35						 5:40	5:35		5:50
6:00	6:05	 6:05					 6:05	6:05		6:20
6:15		 6:17	 6:20	6:25	6:30	6:35		6:40		6:45
6:30	6:35	 6:35					 6:35	6:35		6:50
7:00	7:05						 7:10			7:20
7:00		7:05	7:10	7:15	7:20	7:25		[OUTWARD ONLY]		
7:25	7:30									

Weekends and Public Holidays										
Depart Church Point	Bell (drop)	Carols	Eastern	Tennis Court	Halls (Y.H.A.)	Lovett Bay	Elvina Bay	Bell (pickup)	Newport	Arrive Church Point
								8:20		8:25
8:30	8:35	8:36	8:38	8:40	8:45	8:50	8:55	9:05		9:10
9:30	9:35	9:36	9:38	9:40	9:45	9:50	9:55	10:05		10:10
10:30	10:35	10:36	10:38	10:40	10:45	10:50	10:55	11:05		11:10
11:30	11:35	11:36	11:38	11:40	11:45	11:50	11:55	12:05		12:10
12:30	12:35	12:36	12:38	12:40	12:45	12:50	12:55	1:05		1:10
1:30	1:35	1:36	1:38	1:40	1:45	1:50	1:55	2:05		2:10
2:30	2:35	2:36	2:38	2:40	2:45	2:50	2:55	3:05		3:10
3:30	3:35	3:36	3:38	3:40	3:45	3:50	3:55	4:05		4:10
4:30	4:35	4:36	4:38	4:40	4:45	4:50	4:55	5:05		5:10
5:30	5:35	5:36	5:38	5:40	5:45	5:50	5:55	6:05		6:10
6:30	6:35	6:36	6:38	6:40	6:45	6:50	6:55	7:00		7:05

Comments and Suggestions

-  means "ON REQUEST" - please ring the Ferry Master to be picked up or tell the Ferry Master to drop you at these wharves when paying your fare. The trailing number indicates the order these wharves will be serviced.
- o Times shown are the earliest that the ferry will leave the wharf. Please be at the wharf at least 5 minutes early.
- o Every effort is made to keep to times shown however actual times are affected by prevailing wind strength and direction, tide, visibility, number and agility of passengers and number and location of wharves already serviced.
- o The Ferry Master reserves the right to not dock at a wharf if they considers it unsafe to do so.
- o Please use the flags provided at Wharves. If travelling from Lovett, Elvina (North & South) or Halls wharves in off-peak times it is advisable to ring the FerryMaster and tell them that you wish to be picked up.
- o If the Ferry Master does not answer the mobile phone it is probably because they are in a radio shadow or is busy docking at a wharf. Please ring again in 5 minutes.
- o Please enjoy your trip